



Errata for *Braille Formats: Principles of Print-to-Braille Transcription, 2016*

Issued by the Braille Authority of North America

March 2024

This list of errata contains known corrections and clarifications that should be made to the publication *Braille Formats: Print-to-Braille Transcription, 2016* as posted in 2017.

Please keep in mind:

The corrections or clarifications in this listing do not change the practices prescribed in the 2016 Braille Formats publication.

Each notation is identified by page number and section number. They are presented in the order that they appear in the publication.

Minor errors or typos that do not change meaning or clarify intent have not been listed here.

Braille Formats: Principles of Print-to-Braille Transcription, 2016

Section 2

Location: P. 2-3 §2.3.4a

Error: Place the book title, subtitle, series name, and the edition name or number, on the first line or lines of the title page.

Correction: Place the book title, series name, grade level, subtitle, and edition name or number, in that order, on the first line or lines of the title page.

Location P. 2-3, §2.3.4d

Error: Some title pages are very dense with text, and there may not be enough space for each item to begin on a new line. The series name and edition may be placed on the same line as the title and grade level or subtitle, separated by semicolons.

Correction: Some title pages are very dense with text, and there may not be enough space for each item to begin on a new line. Items may be combined as needed on one or more braille lines. Separate items with semicolons.

Location P. 2-39, Sample 2-13

Error: Exploration

[illegible]

Correction: UNIT 1 Exploration

Section 3

Location: P. 3-4, §3.4.2

Error: List the technical symbols on the Special Symbols page.

Correction: 3.4.2 should be removed completely, there are no longer partially technical works requiring symbols to be listed on the Special Symbols page.

Section 8

Location: P. 8-26, Sample 8-13

Error: The first character on lines 14-16 are brailled as a dot 5 and they should be brailled as a dot 4.

14 ⠠⠠ ⠠⠠ ⠠⠠⠠⠠ ⠠⠠ ⠠⠠⠠⠠

15 ⠠⠠ ⠠⠠ ⠠⠠⠠⠠ ⠠⠠ ⠠⠠ ⠠⠠⠠ ⠠⠠⠠ ⠠⠠ ⠠⠠⠠⠠

16 ⠠⠠ ⠠⠠ ⠠⠠⠠ ⠠⠠ ⠠⠠⠠⠠⠠⠠ ⠠⠠ ⠠⠠⠠⠠⠠⠠⠠ ⠠⠠⠠

Correction:

14 ⠠⠠ ⠠⠠ ⠠⠠⠠⠠ ⠠⠠ ⠠⠠⠠⠠

15 ⠠⠠ ⠠⠠ ⠠⠠⠠⠠ ⠠⠠ ⠠⠠ ⠠⠠⠠ ⠠⠠⠠ ⠠⠠ ⠠⠠⠠⠠

16 ⠠⠠ ⠠⠠ ⠠⠠⠠ ⠠⠠ ⠠⠠⠠⠠⠠⠠ ⠠⠠ ⠠⠠⠠⠠⠠⠠⠠ ⠠⠠⠠

Section 10

Location: P. 10-11, §10.6.6 Example 10-16

Error:

⠠⠠⠠⠠ ⠠⠠ ⠠⠠⠠⠠⠠⠠ ⠠⠠⠠⠠⠠ ⠠⠠ ⠠⠠ ⠠⠠⠠

Correction:

⠠⠠⠠⠠ ⠠⠠ ⠠⠠⠠⠠⠠⠠ ⠠⠠⠠⠠⠠⠠⠠ ⠠⠠ ⠠⠠ ⠠⠠⠠

Section 11

Location: P. 11-18, §11.11.1, Sample 11-20

*Please note the Braille Formats 2016 Online HTML version did not contain the incorrect page number 11-44. Only the pdf versions were incorrect.

Error: (See Sample 11-20: Bar Graph Information Converted to a Table on page 11-44.)

Correction: (See Sample 11-20: Bar Graph Information Converted to a Table on page 11-45.)

Location: P. 11-38, Sample 11-13

Error: Note: This sample is technical foreign language French.

Correction: Note: This sample is technical foreign language Portuguese.

Location: P. 11-51, Sample 11-24

Error: Line 15 begins in cell 3 and should begin in cell 5.

14 ⠠⠠⠠⠠⠠⠠ ⠠⠠⠠⠠⠠⠠⠠⠠⠠⠠⠠⠠ ⠠⠠⠠⠠⠠ ⠠⠠⠠⠠⠠⠠⠠ ⠠⠠⠠⠠⠠⠠

15 ⠠⠠⠠⠠⠠

Correction:

14 ⠠⠠⠠⠠⠠⠠ ⠠⠠⠠⠠⠠⠠⠠⠠⠠⠠⠠⠠ ⠠⠠⠠⠠⠠ ⠠⠠⠠⠠⠠⠠⠠ ⠠⠠⠠⠠⠠⠠

15 ⠠⠠⠠⠠⠠

Section 18

Location: P. 18-8, §18.6.5, Example 18-8











Error: Blank line between the transcriber's note and the 3-1 paragraph.

[illegible]

Correction:

Location: P. 18-11, §18.18.3, Example 18-11




Error: The dot 5 of the horizontal line mode indicator is missing after the arrow symbol in the first two lines.
























































Correction: Insert the dot 5 of the horizontal line mode indicator after the arrow symbol on the first two lines.

Location: P. 18-11, §18.18.3, Example 18-12




Error: The dot 5 of the horizontal line mode indicator is missing after the three arrow symbols on the fourth line.

Correction: Insert the dot 5 of the horizontal line mode indicator after the three arrow symbols on the fourth line.

Section 20

Location: P. 20-7, §20.6.1c

Error: When the main entry word is followed by punctuation, capitalization, or enclosure symbols, leave one blank cell between it (including respelling and pronunciations) and the definition segment.

Correction: When the main entry word segment is followed by punctuation, capitalization, or enclosure symbols, leave one blank cell between it (including respelling and pronunciations) and the definition segment.